



SatTorrent

Service guide

Index

SATTORRENT	1
A GUIDE TO THE SERVICE	1
1. WHAT IS SATTORRENT?	2
2. HOW DOES IT WORK?	3
2.1 Logging in to www.sattorrent.com	3
2.2 Submitting your file requests	3
2.3 Checking the transmission status of your requests	4
2.4 Receiving the file	5
IMPORTANT INFORMATION	6



1. What is Sattorrent?

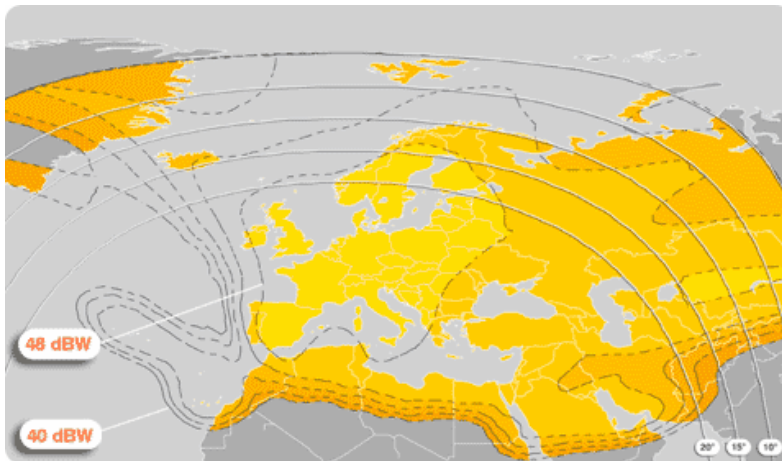


Sattorrent is a special service offered by BroadSat as your personal offline file request system. To receive the file, first enter the URL, then you can disconnect your PC. The requested file will be scheduled for transmission and you will receive it straight onto your PC while in offline mode.

The three Sattorrent subscriptions are:

- **Sattorrent:** 1 GB a month
- **Sattorrent Plus:** 750 MB Sattorrent download plus 250 MB Internet traffic a month
- **Sattorrent Reload:** 1 GB top-up. Top-ups are available to SatTorrent subscribers only and are valid for three months.

SatTorrent is available on transponder W3-C3. Please check the coverage in the picture below.



The **parameters** of transponder W3-C3 are as follows:

Position: 7° east
Frequency: 11.262 GHz
Symbol Rate: 27.5 Msym/s
Polarisation: Horizontal
FEC: 2/3



2. How does it work?

2.1 Logging in to www.sattorrent.com

Go to www.sattorrent.com and enter your username and password (fig. 1). If you do not have a username and password, you can create an account on www.broadsat.com or write to subscription@broadsat.com




fig. 1

2.2 Submitting your file requests

After you log in, you can submit your file requests.




fig. 2



For each file, enter:

- **URL to get**, the Internet address of the file location
- **Package Name**, a name that you can give to the file so that you can find it easily on your OPENSKY™ Client
- **Brief description**, a short description of the requested file.

Click on "Get the file" (fig. 2) to submit your request. The file will be scheduled for transmission and you will receive it as soon as it is possible.

2.3 Checking the transmission status of your requests

You can check the request status and the transmission status on www.sattorrent.com. The status is shown by the following icons.

Request status



request failed



new request



request processed successfully

Transmission status



file is being transmitted



file has been transmitted



transmission temporarily unavailable



transmission unavailable



URL unavailable



2.4 Receiving the file


If the request is processed and the transmission is completed successfully, the file will be added to your OPENSky™ Client.


To ensure that the client is ready to download the file, click on the satkiosk icon (fig.3).



fig. 3



Files requested on SatTorrent are in the section **other**, and are marked with the icon .

Received files are displayed in the section **received content** (fig. 4). Incomplete files are marked with the icon .

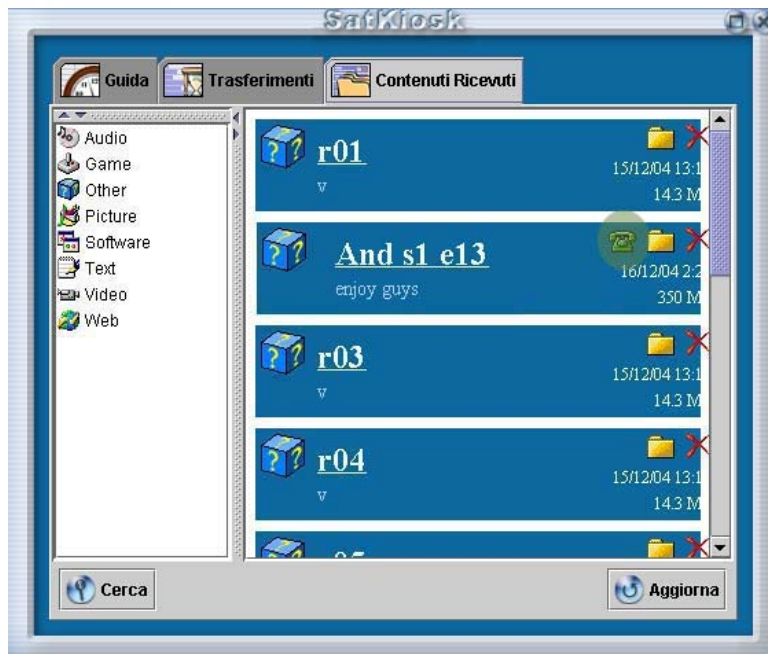



fig. 3

Click on the  icon to see the missing bytes and choose whether you want to download the missing ones from the Internet.

Important information

Bittorrent Files

Requested files with a .torrent extension, will automatically be processed as bittorrent requests.

Conditions of use for the service

You agree to indemnify, hold harmless and defend BroadSAT and its subsidiaries, affiliates, officers, agents, co-branders or other partners, and employees, at your expense, against any and all third party claims or demands, actions, proceedings and law suits and all related liabilities, damages, settlements, penalties, fines, costs and expenses (including, but not limited to, reasonable lawyer's fees and other dispute resolution expenses) incurred by BroadSAT, due to or arising out of data you submit, post to, transmit or communicate via the software, your use or misuse of the software, your connection to other users, your violation of this licence, or your violation of any rights of others.